

STORGARD® II QUICK CHANGE™

ULTRA-COMBI™ MOTH & BEETLE MONITORING SYSTEM



Indianmeal Moth, *Plodia interpunctella*, Mediterranean Flour Moth, *Ephestia kuehniella*, Raisin Moth, *Cadra figulilella*, Tobacco Moth, *Ephestia elutella*, Almond Moth, *Ephestia cautella*, Cigarette Beetle, *Lasioderma serricorne* and Khapra/Warehouse Beetles, *Trogoderma granarium* and *variabile*

Assembly Instructions

STEP 1.

Remove traps from reclosable foil package.

STEP 2.

Hold trap at top with one hand, and grasp bottom with other hand and pull apart.

STEP 3.

Tuck side panels inward along creases.

STEP 4.

Insert twist-tie hanger into hole.

STEP 5.

PREBAITED™: Pheromone (P) and Kairomone (K) lures are already installed in the trap.

STEP 6.

Wrap the short end of the twist-tie around to secure twist tie in place.


STEP 7.

Trap is ready to hang for use.

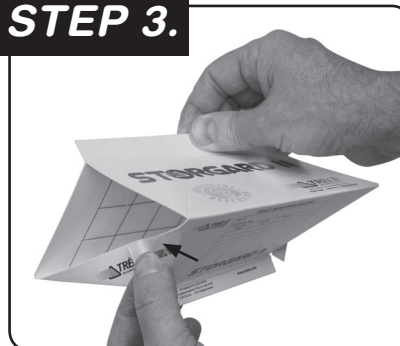
STEP 1.



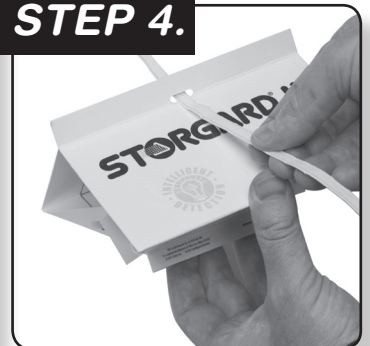
STEP 2.



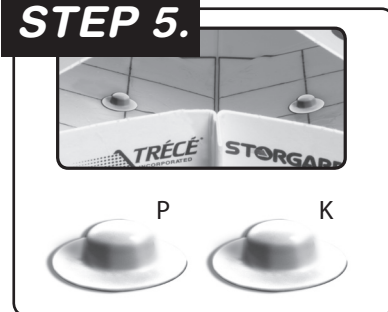
STEP 3.



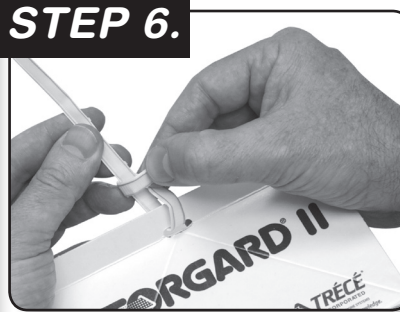
STEP 4.



STEP 5.



STEP 6.



STEP 7.



Visit our website: www.trece.com or call 1-866-785-1313



INSECT PHEROMONE & KAIROMONE SYSTEMS

Your Edge – And Ours – Is Knowledge.